

UW PUMPS RANGE

Professional Drainage Pumps



Available as

110v or 230v 50Hz

Manual (No Float)

Automatic (with Float) as shown

Supplied with 10m of mains cable and Plug

230v 3 pin or 110v 16 amp

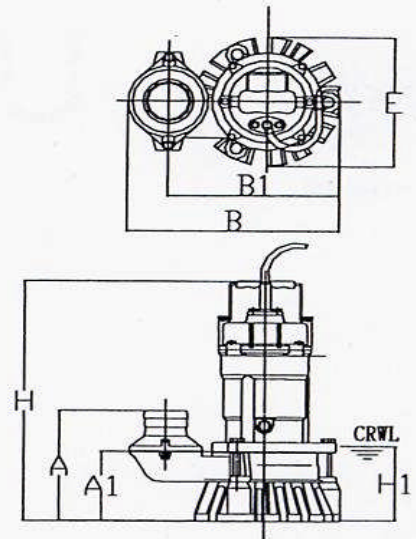
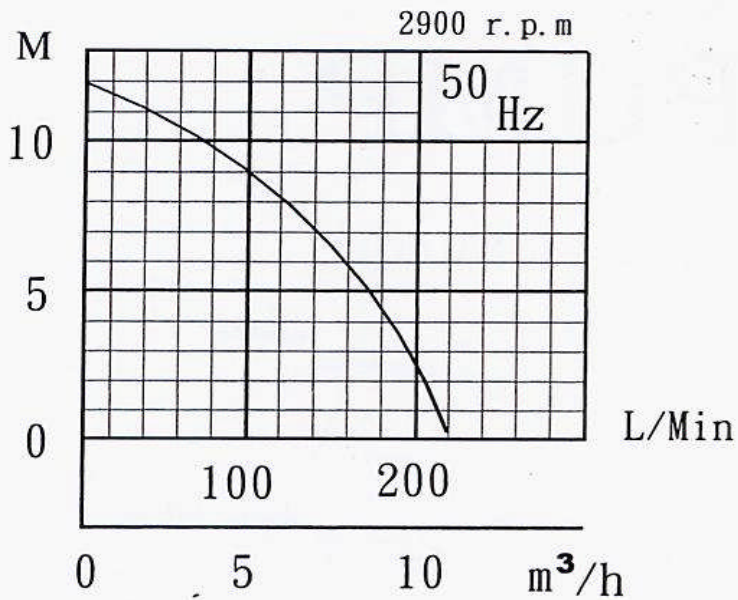
FEATURES:

- Semi-vortex impeller with agitator suspends solids and allows for pumping liquids contaminated with sand and/or string type materials or soft organic solids
-
- Solids handling up to 19mm diameter
- Double mechanical seals 1 x SIC and 1x carbon ceramic running in an oil-filled chamber provide for the most durable seal design available.
- Built in thermal protection prevents motor failure due to single phasing, overloading or accidental dry-run conditions. Certified to IP68
- Urethane strainer and impeller very durable and stronger wear and wear resistant
- Manual or automatic Operation

APPLICATIONS

- Residential, commercial, industrial dewatering and site drainage.
- Decorative waterfalls and fountains.
- Emergency pumping duties
- Septic tank drainage

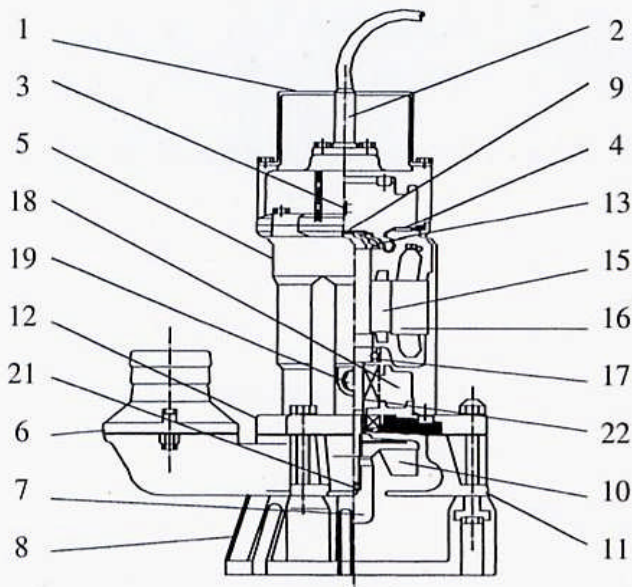




CRWL:Continuous Running Water Level

Dis-Charge Bore	Model	Motor Output	Max Head	Total Capacity	Dry Weight
mm		W	M	L/Min	kg
50	UW400	400	12	220	18

Dimensions mm							
d	B	B1	A	A1	E	H	H1
50	240	207	158	84	185	355	90



NO.	Description	NO.	Description
1	Handle	11	Pump Casing
2	Cable	12	Oil Casing
3	Capacitor	13	Upper Bearing
4	Motor cover	15	Rotor shaft
5	Motor casing	16	Stator
6	Hose Coupling	17	Lower Bearing
7	Agitator	18	Oil
8	Stand	19	Oil Plug
9	Bearing plate	21	Shaft Sleeve
10	Impeller	22	Mechanical Seal